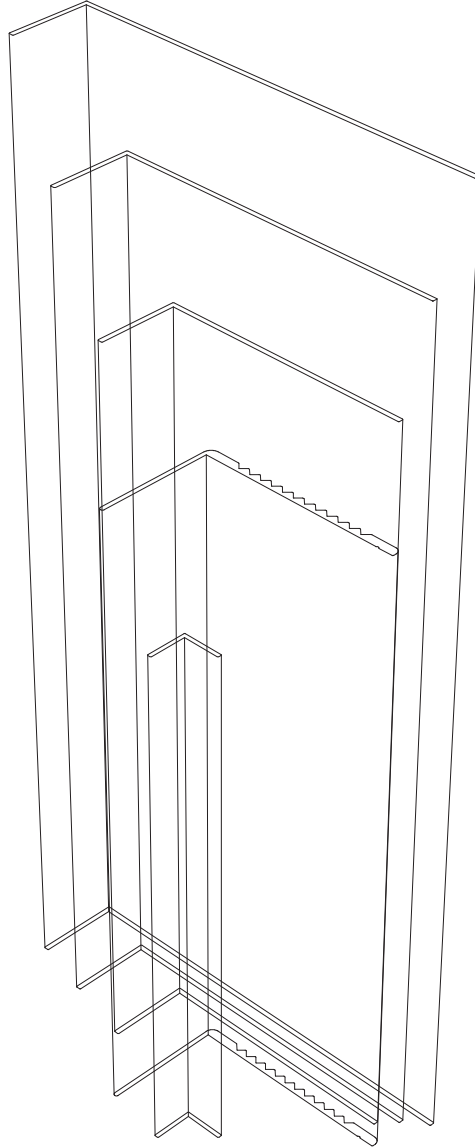


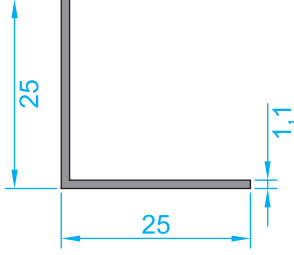


INITIAL  
ALÜMİNYUM

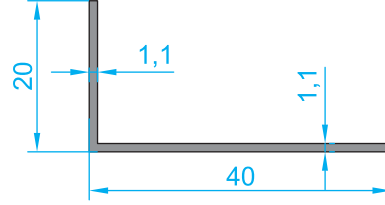
# KÖŞEBENTLER

*Gussets*

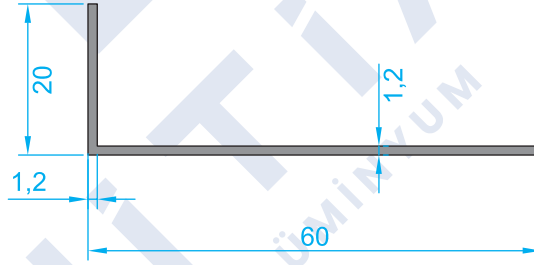





**INT 281**  
145 gr/m



**INT 282**  
176 gr/m



**INT 283**  
245 gr/m



**INT 284**  
420 gr/m



NOT : Profil ağırlıkları teoriktir, üretim sonrası ağırlıklar geçerlidir.  
NOTE: Profile weights are theoretical, post-production weights are valid.